

**Section B - Duval County State Highway / Transit Projects (JTA)**

---

**ARLINGTON EXPRESSWAY TRANSIT & PED. IMPMTS.**

**30**

**Work Summary:** CST

**From:** UNIVERSITY BLVD

**To:** CESERY BLVD



Phase	Fund Source	2011/12	2012/13	2013/14	2014/15	2015/16	Total
CST	HPP	300,000	0	0	0	0	300,000
<b>Total</b>		<b>300,000</b>	<b>0</b>	<b>0</b>	<b>0</b>	<b>0</b>	<b>300,000</b>

**Project Description:** Construct transit and pedestrian improvements along northerly service road for Arlington Expressway, between University and Cesery Blvds.

# ATLANTIC BLVD / SOUTHSIDE BLVD

2



**Work Summary:**

INTERSECTION IMPROVEMENTS

**From:**

INTERSECTION OF ATLANTIC BLVD AND SOUTHSIDE BLVD

**To:**

**LRTP #:**

122

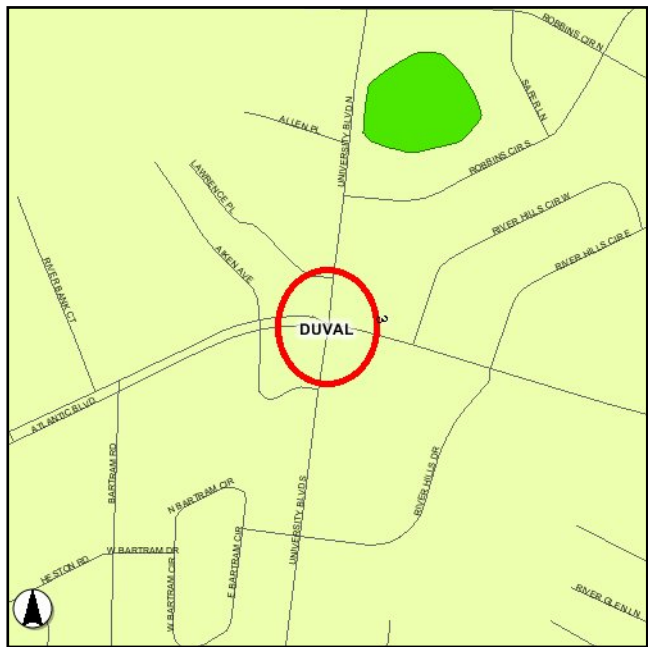
Phase	Fund Source	2011/12	2012/13	2013/14	2014/15	2015/16	Total
PD&E	BJP	50,000	0	0	0	0	50,000
<b>Total</b>		<b>50,000</b>	<b>0</b>	<b>0</b>	<b>0</b>	<b>0</b>	<b>50,000</b>

**Project Description:**

Intersection Improvements #10

## ATLANTIC BLVD / UNIVERSITY BLVD

3



**Work Summary:**

INTERSECTION IMPROVEMENTS

**From:**

INTERSECTION OF ATLANTIC AND UNIVERSITY

**To:**

Phase	Fund Source	2011/12	2012/13	2013/14	2014/15	2015/16	Total
ROW	BJP	3,000,000	0	0	0	0	3,000,000
<b>Total</b>		<b>3,000,000</b>	<b>0</b>	<b>0</b>	<b>0</b>	<b>0</b>	<b>3,000,000</b>

**Project Description:**

LRTP #9

**ATLANTIC BLVD INTERCOAST WEST INTER. IMPROVEMENTS**

**4**

**Work Summary:**

INTERSECTION  
IMPROVEMENTS

**From:**

GIRVIN/HODGES/SAN PABLO

**To:**



Phase	Fund Source	2011/12	2012/13	2013/14	2014/15	2015/16	Total
PD&E	BJP	100,000	0	0	0	0	100,000
<b>Total</b>		<b>100,000</b>	<b>0</b>	<b>0</b>	<b>0</b>	<b>0</b>	<b>100,000</b>

**Project Description:**

LRTP # 13

**BEACH BLVD / UNIVERSITY BLVD**

**7**



**Work Summary:**

INTERSECTION IMPROVEMENTS

**From:**

INTERSECTION OF BEACH AND UNIVERSITY

**To:**

Phase	Fund Source	2011/12	2012/13	2013/14	2014/15	2015/16	Total
ROW	BJP	2,500,000	0	0	0	0	2,500,000
<b>Total</b>		<b>2,500,000</b>	<b>0</b>	<b>0</b>	<b>0</b>	<b>0</b>	<b>2,500,000</b>

**Project Description:**

LRTP # 19

# BEAVER ST (US 90)

8

**Work Summary:** ADD LANES

**From:** EDGEWOOD AVE

**To:** CAHOON RD



Phase	Fund Source	2011/12	2012/13	2013/14	2014/15	2015/16	Total
ENG	BJP	0	100,000	0	0	0	100,000
<b>Total</b>		<b>0</b>	<b>100,000</b>	<b>0</b>	<b>0</b>	<b>0</b>	<b>100,000</b>

**Project Description:** LRTP # 23

**BLANDING BLVD**

**13**

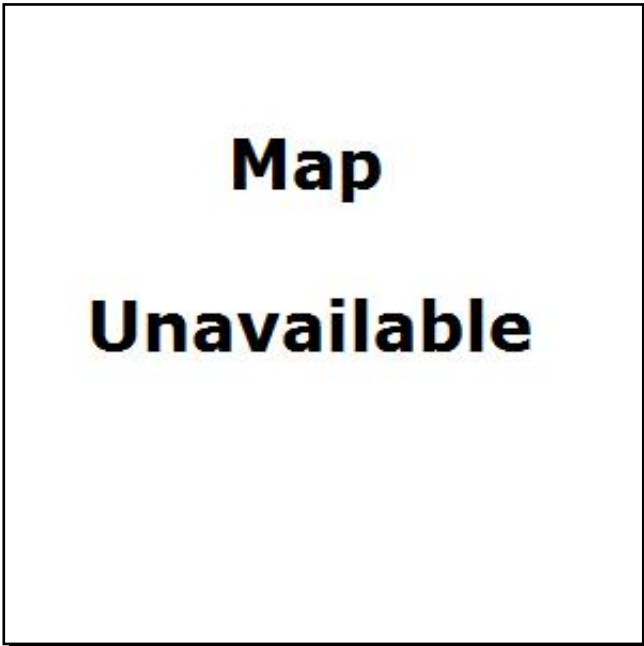
**Work Summary:**

INTERSECTION  
IMPROVEMENTS

**From:**

COLLINS RD/103RD ST/CEDAR  
HILLS BLVD

**To:**



Phase	Fund Source	2011/12	2012/13	2013/14	2014/15	2015/16	Total
ENG	BJP	800,000	0	0	0	0	800,000
ROW	****	0	2,000,000	3,000,000	0	0	5,000,000
<b>Total</b>		<b>800,000</b>	<b>2,000,000</b>	<b>3,000,000</b>	<b>0</b>	<b>0</b>	<b>5,800,000</b>

**Project Description:**

Intersection Improvements at Collins Rd., 103rd St. and Cedar Hills Blvd.

**BLOCK GRANT OPERATING FUNDS**

**4117591**



**Work Summary:** OPERATING FOR FIXED ROUTE **From:**

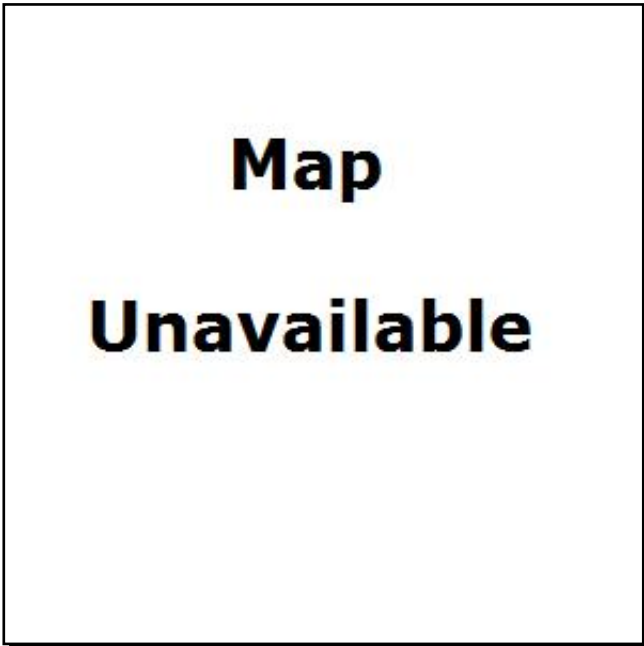
**To:**

Phase	Fund Source	2011/12	2012/13	2013/14	2014/15	2015/16	Total
OPS	DPTO	1,000,352	464,335	251,295	452,112	67,731	<b>2,235,825</b>
OPS	DDR	2,700,408	3,034,113	3,685,018	3,519,834	3,993,297	<b>16,932,670</b>
OPS	LF	5,437,658	3,828,041	3,936,314	3,971,946	4,061,028	<b>21,234,987</b>
OPS	DS	0	428,958	0	0	0	<b>428,958</b>
<b>Total</b>		<b>9,138,418</b>	<b>7,755,447</b>	<b>7,872,627</b>	<b>7,943,892</b>	<b>8,122,056</b>	<b>40,832,440</b>

**Project Description:** OPERATING/CAPITAL FOR FIXED ROUTE

**BRT NORTH CORRIDOR PROJECT JACKSONVILLE**

**34**



**Work Summary:**

**From:**

**To:**

**LRTP #:**

24

Phase	Fund Source	2011/12	2012/13	2013/14	2014/15	2015/16	Total
ENG	****	100,000	0	0	0	0	<b>100,000</b>
ROW	****	0	200,000	0	0	0	<b>200,000</b>
CST	LF	15,772,800	0	0	0	0	<b>15,772,800</b>
<b>Total</b>		<b>15,872,800</b>	<b>200,000</b>	<b>0</b>	<b>0</b>	<b>0</b>	<b>16,072,800</b>

**Project Description:** BRT NORTH CORRIDOR DESIGN/CONSTRUCTION/CEI/ROW/EQUIPMENT

**BRT, PHASE 1 (DOWNTOWN)**

**29**



**Work Summary:**

**From:** DOWNTOWN JACKSONVILLE

**To:** DOWNTOWN JACKSONVILLE

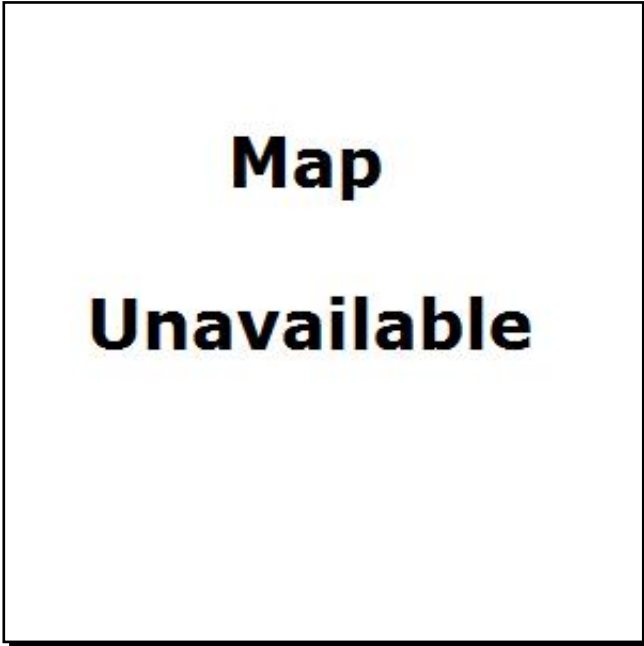
**LRTP #:** 24, 26

Phase	Fund Source	2011/12	2012/13	2013/14	2014/15	2015/16	Total
CST	NSTP	8,279,000	0	0	0	0	<b>8,279,000</b>
<b>Total</b>		<b>8,279,000</b>	<b>0</b>	<b>0</b>	<b>0</b>	<b>0</b>	<b>8,279,000</b>

**Project Description:** Construct roadway and transit shelter improvements in Downtown area to accommodate Bus Rapid Transit System

**CLARK RD. INTERSTATE ACCESS IMPMTS.**

**27**



**Work Summary:**

**From:** BROWARD RD

**To:** CLARK RD

Phase	Fund Source	2011/12	2012/13	2013/14	2014/15	2015/16	Total
CST	HPP	2,000,000	0	0	0	0	2,000,000
<b>Total</b>		<b>2,000,000</b>	<b>0</b>	<b>0</b>	<b>0</b>	<b>0</b>	<b>2,000,000</b>

**Project Description:**

Construct southerly extension of Interstate Center Dr., from Broward Rd. to Clark Rd., to improve interstate access to new industrial and business park area.

## Cecil Field Connector

1



**Work Summary:** ENG

**From:** Branan Field Rd.

**To:** Cecil Commerce Center

**LRTP #:** 29

Phase	Fund Source	2011/12	2012/13	2013/14	2014/15	2015/16	Total
ENG	****	100,000	0	0	0	0	100,000
ROW	****	0	200,000	0	0	0	200,000
<b>Total</b>		<b>100,000</b>	<b>200,000</b>	<b>0</b>	<b>0</b>	<b>0</b>	<b>300,000</b>

**Project Description:** New north-south entrance road to Cecil Commerce Center, per BJP Program


**DUVAL COUNTY**

**4272561**

**Work Summary:** OPERATING/ADMIN. ASSISTANCE

**From:** FED SECT 5311

**To:** RURAL TRANSIT FUNDING




Phase	Fund Source	2011/12	2012/13	2013/14	2014/15	2015/16	Total
OPS	DU	0	0	0	170,640	179,172	<b>349,812</b>
OPS	LF	0	0	0	170,640	179,172	<b>349,812</b>
<b>Total</b>		<b>0</b>	<b>0</b>	<b>0</b>	<b>341,280</b>	<b>358,344</b>	<b>699,624</b>

**Project Description:** OPERATING, CAPITAL AND ADMIN. ASSISTANCE

**EASTPORT RD/PULASKI RD IMPROVEMENTS**

**25**

**Work Summary:** CONSTRUCT IMPROVEMENTS  
**From:** HECKSCHER DR  
**To:** SR 9A




Phase	Fund Source	2011/12	2012/13	2013/14	2014/15	2015/16	Total
ENG	****	1,000,000	0	0	0	0	1,000,000
ROW	****	0	2,500,000	1,000,000	0	0	3,500,000
<b>Total</b>		<b>1,000,000</b>	<b>2,500,000</b>	<b>1,000,000</b>	<b>0</b>	<b>0</b>	<b>4,500,000</b>

**Project Description:**

**FED SECT 5311 OPERATING**

**4233171**

**Work Summary:** OPERATING/ADMIN. ASSISTANCE  
**From:**  
**To:**

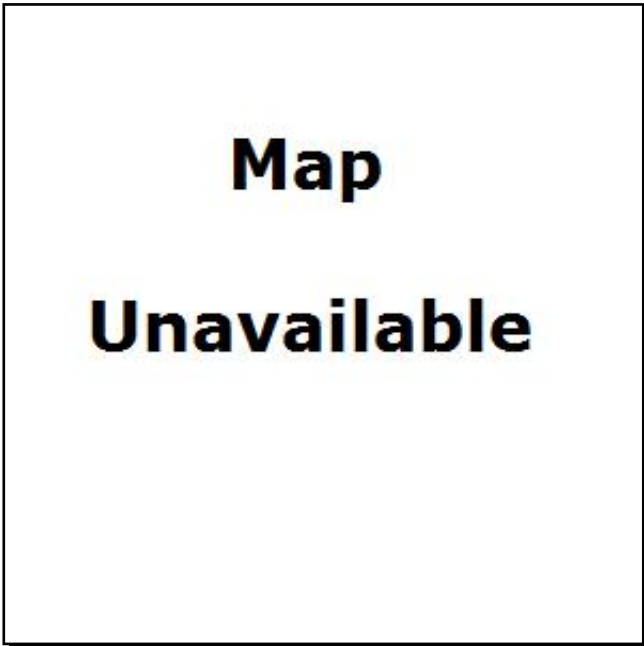


Phase	Fund Source	2011/12	2012/13	2013/14	2014/15	2015/16	Total
OPS	DU	147,408	154,776	162,514	0	0	<b>464,698</b>
OPS	LF	147,408	154,776	162,514	0	0	<b>464,698</b>
<b>Total</b>		<b>294,816</b>	<b>309,552</b>	<b>325,028</b>	<b>0</b>	<b>0</b>	<b>929,396</b>

**Project Description:** OPERATING/ADMIN. AND CAPITAL ASSISTANCE

**I-95 / J. TURNER BUTLER BLVD./PHILIPS HWY.**

**12**



**Work Summary:** INTERSECTION IMPROVEMENTS      **From:** PHILIPS HWY (US 1)

**To:** I-95

**LRTP #:** 93

Phase	Fund Source	2011/12	2012/13	2013/14	2014/15	2015/16	Total
ENG	IMD	1,500,000	0	0	0	0	<b>1,500,000</b>
ENG	****	0	1,500,000	0	0	0	<b>1,500,000</b>
ROW	IMD	0	1,300,000	0	0	0	<b>1,300,000</b>
ROW	****	0	0	3,700,000	0	0	<b>3,700,000</b>
<b>Total</b>		<b>1,500,000</b>	<b>2,800,000</b>	<b>3,700,000</b>	<b>0</b>	<b>0</b>	<b>8,000,000</b>

**Project Description:** LRTP # 145

**JACKSONVILLE JTA**

**4254541**

**Work Summary:**

TRANSIT SERVICE  
DEMONSTRATION

**From:**

SERVICE DEV JTA BLANDING

**To:**

TRANSIT ENHANCEMENTS



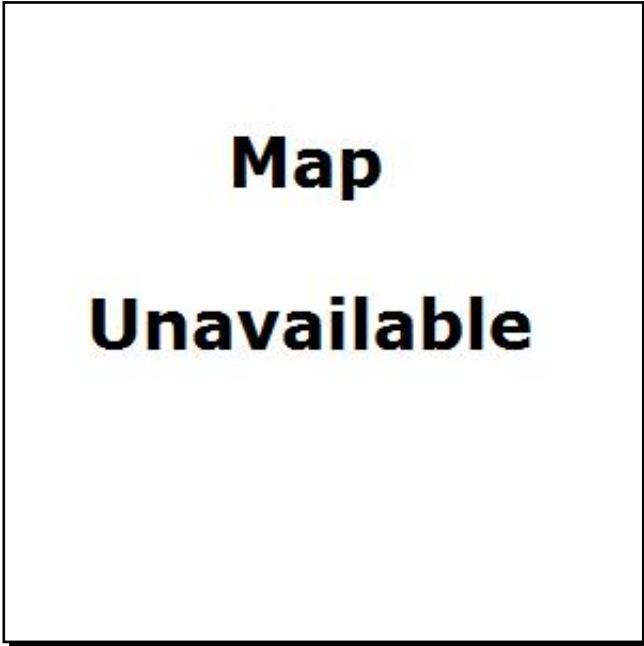
Phase	Fund Source	2011/12	2012/13	2013/14	2014/15	2015/16	Total
OPS	DPTO	320,000	0	0	0	0	320,000
OPS	LF	320,000	0	0	0	0	320,000
<b>Total</b>		<b>640,000</b>	<b>0</b>	<b>0</b>	<b>0</b>	<b>0</b>	<b>640,000</b>

**Project Description:**

OPERATING, CAPITAL AND ADMIN. ASSISTANCE

**JTA / STP FUNDS**

**2159233**



**Work Summary:** PURCHASE VEHICLES/EQUIPMENT  
**From:**  
**To:**


Phase	Fund Source	2011/12	2012/13	2013/14	2014/15	2015/16	Total
CAP	FTAT	1,000,000	1,000,000	1,000,000	1,000,000	1,000,000	<b>5,000,000</b>
CAP	SU	1,000,000	1,000,000	1,000,000	1,000,000	1,000,000	<b>5,000,000</b>
CAP	LF	250,000	250,000	250,000	250,000	250,000	<b>1,250,000</b>
<b>Total</b>		<b>2,250,000</b>	<b>2,250,000</b>	<b>2,250,000</b>	<b>2,250,000</b>	<b>2,250,000</b>	<b>11,250,000</b>

**Project Description:** PURCHASE BUSES/EQUIPMENT/PREVENTATIVE MAINTENANCE - CAPITAL FOR FIXED ROUTE

**JTA COMMUTE BENEFIT**

**4303031**

**Work Summary:** COMMUTER TRANS. ASSISTANCE  
**From:**  
**To:**



Phase	Fund Source	2011/12	2012/13	2013/14	2014/15	2015/16	Total
CAP	DPTO	62,500	0	0	0	0	<b>62,500</b>
CAP	LF	62,500	0	0	0	0	<b>62,500</b>
<b>Total</b>		<b>125,000</b>	<b>0</b>	<b>0</b>	<b>0</b>	<b>0</b>	<b>125,000</b>

**Project Description:** OPERATING AND ADMIN. ASSISTANCE

**JTA OAKLEAF-ARGYLE-COLLINS COMMUNITY SHUTTLE**

**4303311**



**Work Summary:** OPERATING FOR FIXED **From:**  
ROUTE

**To:**

Phase	Fund Source	2011/12	2012/13	2013/14	2014/15	2015/16	Total
OPS	DPTO	361,700	0	0	0	0	<b>361,700</b>
OPS	LF	361,700	0	0	0	0	<b>361,700</b>
<b>Total</b>		<b>723,400</b>	<b>0</b>	<b>0</b>	<b>0</b>	<b>0</b>	<b>723,400</b>

**Project Description:** OPERATING AND ADMIN. ASSISTANCE

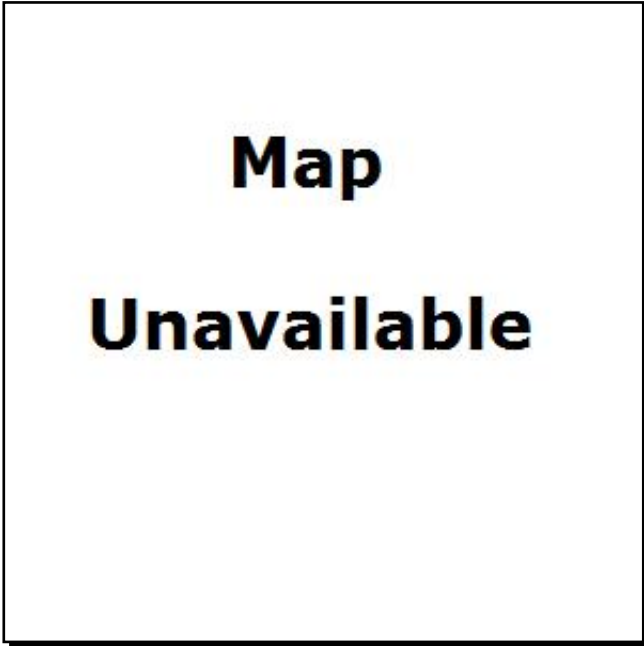
**JTA SIGNAL PRIORITY**

**4303321**

**Work Summary:** TRAFFIC CONTROL DEVICES/SYSTEM

**From:** SYSTEM US1

**To:**

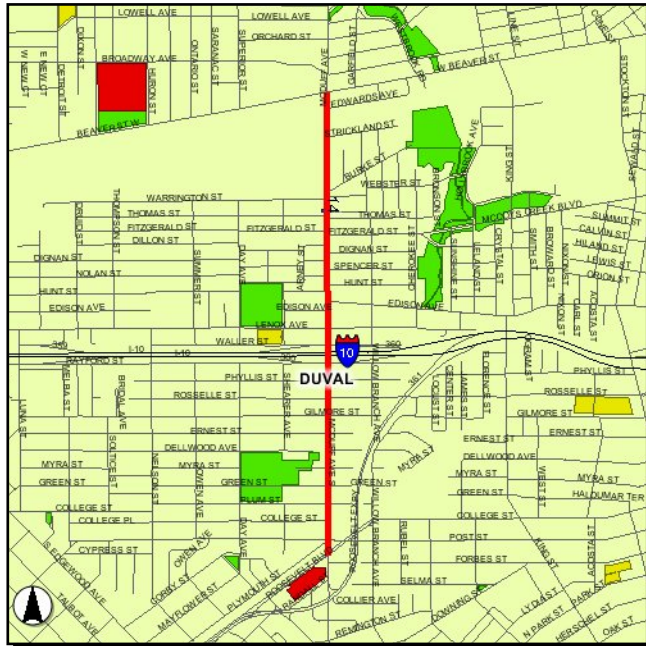


Phase	Fund Source	2011/12	2012/13	2013/14	2014/15	2015/16	Total
CAP	DPTO	325,000	0	0	0	0	325,000
<b>Total</b>		<b>325,000</b>	<b>0</b>	<b>0</b>	<b>0</b>	<b>0</b>	<b>325,000</b>

**Project Description:** CAPITAL ASSISTANCE

## REGENCY AREA INTERSECTION IMPROVEMENTS

14



**Work Summary:**

INTERSECTION IMPROVEMENTS

**From:** ARLINGTON EXPRESSWAY

**To:** MONUMENT RD

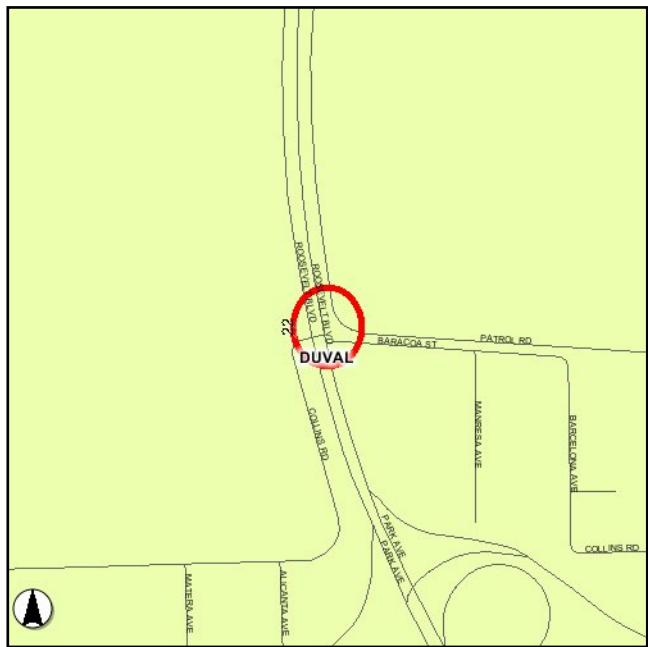
Phase	Fund Source	2011/12	2012/13	2013/14	2014/15	2015/16	Total
ROW	BJP	1,500,000	0	0	0	0	1,500,000
<b>Total</b>		<b>1,500,000</b>	<b>0</b>	<b>0</b>	<b>0</b>	<b>0</b>	<b>1,500,000</b>

**Project Description:**

Atlantic Blvd. Intersection Improvements at Arlington Expressway and Monument Road

**ROOSEVELT BLVD (US 17) / COLLINS RD**

**22**



**Work Summary:** INTERSECTION IMPROVEMENTS  
**From:**  
**To:**

Phase	Fund Source	2011/12	2012/13	2013/14	2014/15	2015/16	Total
PD&E	****	0	1,000,000	0	0	0	1,000,000
ENG	****	0	0	3,000,000	0	0	3,000,000
<b>Total</b>		<b>0</b>	<b>1,000,000</b>	<b>3,000,000</b>	<b>0</b>	<b>0</b>	<b>4,000,000</b>

**Project Description:** LRTP # 237

**SECTION 5307 CAPITAL PURCHASES**

**4068441**



**Work Summary:** CAPITAL FOR FIXED ROUTE  
**From:**  
**To:**

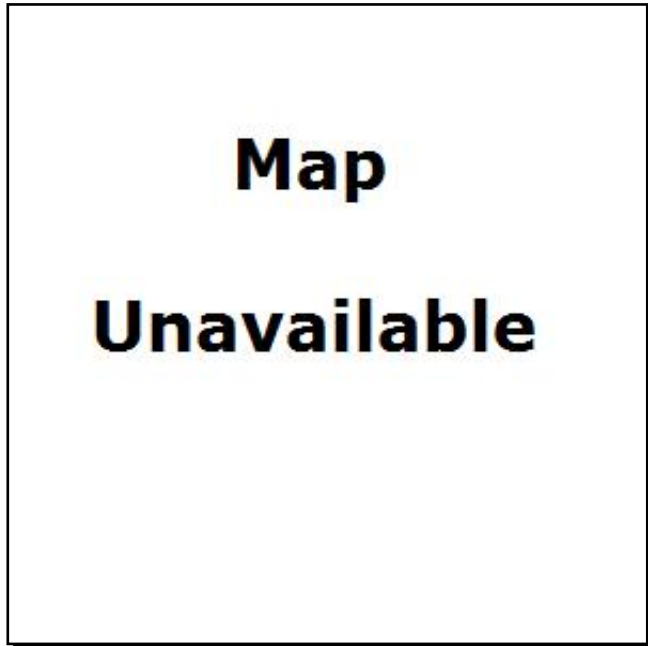
Phase	Fund Source	2011/12	2012/13	2013/14	2014/15	2015/16	Total
CAP	FTA	5,163,610	5,885,176	6,846,641	6,915,820	6,991,526	<b>31,802,773</b>
CAP	LF	1,290,907	1,401,299	1,711,665	1,728,960	1,747,886	<b>7,880,717</b>
<b>Total</b>		<b>6,454,517</b>	<b>7,286,475</b>	<b>8,558,306</b>	<b>8,644,780</b>	<b>8,739,412</b>	<b>39,683,490</b>

**Project Description:** CAPITAL FOR FIXED ROUTE

**SECTION 5307 CAPITAL PURCHASES**

**4117601**

**Work Summary:** CAPITAL FOR FIXED ROUTE  
**From:**  
**To:**



Phase	Fund Source	2011/12	2012/13	2013/14	2014/15	2015/16	Total
CAP	FTA	2,110,138	2,120,076	2,618,522	2,633,331	2,650,382	<b>12,132,449</b>
CAP	LF	527,535	530,020	654,631	658,333	662,596	<b>3,033,115</b>
<b>Total</b>		<b>2,637,673</b>	<b>2,650,096</b>	<b>3,273,153</b>	<b>3,291,664</b>	<b>3,312,978</b>	<b>15,165,564</b>

**Project Description:** CAPITAL FOR FIXED ROUTE

**SECTION 5307 CAPITAL PURCHASES**

**4040201**



**Work Summary:** CAPITAL FOR FIXED ROUTE  
**From:**  
**To:**

Phase	Fund Source	2011/12	2012/13	2013/14	2014/15	2015/16	Total
CAP	FTA	8,439,062	9,495,141	10,417,844	10,600,666	10,795,953	<b>49,748,666</b>
CAP	LF	2,057,140	2,294,585	2,525,523	2,571,224	2,620,047	<b>12,068,519</b>
<b>Total</b>		<b>10,496,202</b>	<b>11,789,726</b>	<b>12,943,367</b>	<b>13,171,890</b>	<b>13,416,000</b>	<b>61,817,185</b>

**Project Description:** CAPITAL FOR FIXED ROUTE

**SECTION 5307 CAPITAL PURCHASES**

**4089671**



**Work Summary:** CAPITAL FOR FIXED ROUTE  
**From:**  
**To:**

Phase	Fund Source	2011/12	2012/13	2013/14	2014/15	2015/16	Total
CAP	FTA	1,478,156	1,482,944	2,088,573	2,103,201	2,120,026	<b>9,272,900</b>
CAP	LF	369,539	370,539	522,144	525,801	530,008	<b>2,318,031</b>
<b>Total</b>		<b>1,847,695</b>	<b>1,853,483</b>	<b>2,610,717</b>	<b>2,629,002</b>	<b>2,650,034</b>	<b>11,590,931</b>

**Project Description:** CAPITAL FOR FIXED ROUTE

**SECTION 5309 - FIXED GUIDEWAY MODERNIZATION**

**2159115**



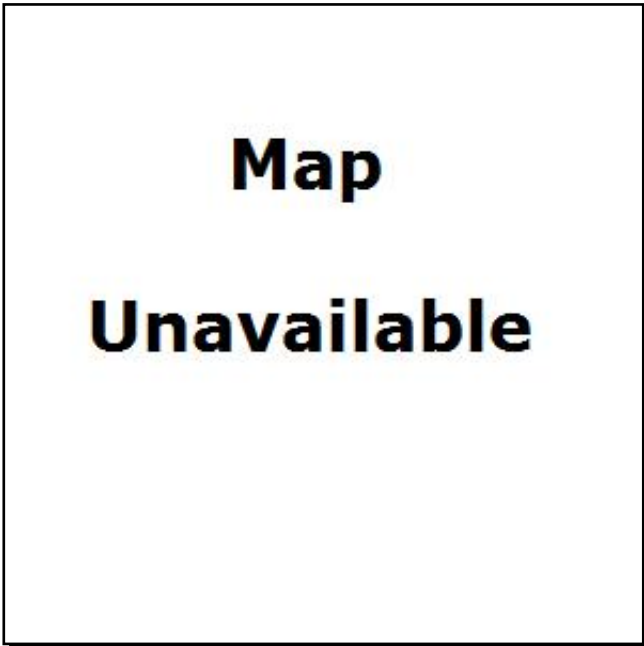
**Work Summary:** FIXED GUIDEWAY IMPROVEMENTS  
**From:**  
**To:**

Phase	Fund Source	2011/12	2012/13	2013/14	2014/15	2015/16	Total
CAP	FTA	390,854	534,431	534,431	561,152	589,210	<b>2,610,078</b>
CAP	LF	97,714	133,608	133,608	140,289	147,303	<b>652,522</b>
<b>Total</b>		<b>488,568</b>	<b>668,039</b>	<b>668,039</b>	<b>701,441</b>	<b>736,513</b>	<b>3,262,600</b>

**Project Description:** FIXED GUIDEWAY IMPROVEMENTS

**SECTION 5316 - JOB ACCESS / REVERSE COMMUTE**

**4211661**



**Work Summary:** OPERATING FOR FIXED ROUTE **From:**

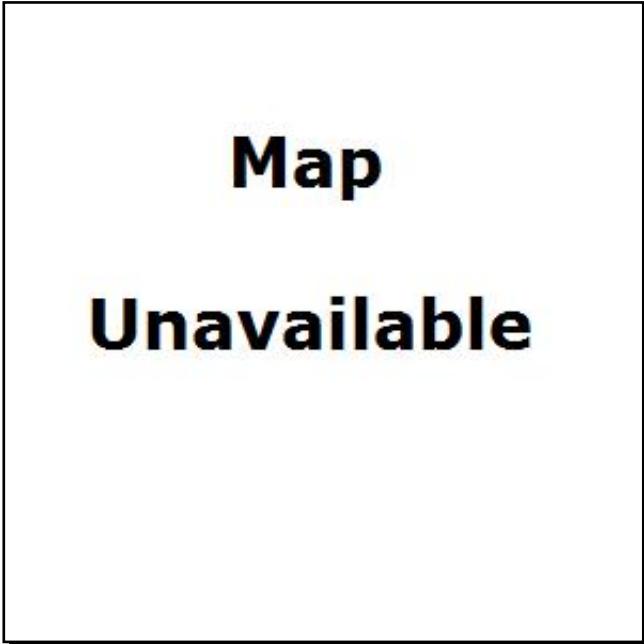
**To:**

Phase	Fund Source	2011/12	2012/13	2013/14	2014/15	2015/16	Total
OPS	LF	534,966	802,449	842,571	884,700	928,935	<b>3,993,621</b>
OPS	FTA	534,966	802,449	842,571	884,700	928,935	<b>3,993,621</b>
<b>Total</b>		<b>1,069,932</b>	<b>1,604,898</b>	<b>1,685,142</b>	<b>1,769,400</b>	<b>1,857,870</b>	<b>7,987,242</b>

**Project Description:** OPERATING/CAPITAL FOR FIXED ROUTE

**SECTION 5317 - NEW FREEDOM PROGRAM**

**4211671**



**Work Summary:** OPERATING FOR FIXED ROUTE **From:**

**To:**

Phase	Fund Source	2011/12	2012/13	2013/14	2014/15	2015/16	Total
OPS	LF	350,427	367,948	386,645	405,662	425,945	<b>1,936,627</b>
OPS	FTA	350,427	367,948	386,645	405,662	425,945	<b>1,936,627</b>
<b>Total</b>		<b>700,854</b>	<b>735,896</b>	<b>773,290</b>	<b>811,324</b>	<b>851,890</b>	<b>3,873,254</b>

**Project Description:** OPERATING/CAPITAL FOR FIXED ROUTE

**SOUTEL DR. ROAD & TRANSIT IMPMTS.**

**32**

**Work Summary:**

**From:** SIBBALD RD

**To:** SOUTEL DR



Phase	Fund Source	2011/12	2012/13	2013/14	2014/15	2015/16	Total
ROW	****	400,000	0	0	0	0	<b>400,000</b>
CST	HPP	50,000	0	0	0	0	<b>50,000</b>
<b>Total</b>		<b>450,000</b>	<b>0</b>	<b>0</b>	<b>0</b>	<b>0</b>	<b>450,000</b>

**Project Description:** Construct transit and road improvements between Soutel Dr. and Sibbald Rd., in Sherwood Forest area across from Bob Hayes Park

**SOUTHSIDE BLVD**

**19**

**Work Summary:** STUDY

**From:** PHILIPS HWY (US 1)

**To:** ATLANTIC BLVD



Phase	Fund Source	2011/12	2012/13	2013/14	2014/15	2015/16	Total
PD&E	BJP	400,000	400,000	0	0	0	800,000
<b>Total</b>		<b>400,000</b>	<b>400,000</b>	<b>0</b>	<b>0</b>	<b>0</b>	<b>800,000</b>

**Project Description:**

**SOUTHSIDE BLVD / BAYMEADOWS RD**

**18**



**Work Summary:** INTERSECTION IMPROVEMENTS

**From:**

**To:**

Phase	Fund Source	2011/12	2012/13	2013/14	2014/15	2015/16	Total
ROW	****	1,500,000	0	0	0	0	1,500,000
<b>Total</b>		<b>1,500,000</b>	<b>0</b>	<b>0</b>	<b>0</b>	<b>0</b>	<b>1,500,000</b>

**Project Description:**

**TD COMMISSION TRIP & EQUIPMENT GRANT**

**2175121**



**Work Summary:** TD COMMISSION - CAPITAL  
**From:**  
**To:**

Phase	Fund Source	2011/12	2012/13	2013/14	2014/15	2015/16	Total
OPS	TDTF	1,057,321	1,087,458	1,291,351	1,129,919	1,129,919	<b>5,695,968</b>
OPS	TDDR	167,849	167,849	167,849	167,849	167,849	<b>839,245</b>
OPS	LF	162,022	139,479	144,361	144,196	144,196	<b>734,254</b>
<b>Total</b>		<b>1,387,192</b>	<b>1,394,786</b>	<b>1,603,561</b>	<b>1,441,964</b>	<b>1,441,964</b>	<b>7,269,467</b>

**Project Description:** CAPITAL AND OPERATING FUNDS FOR PARATRANSIT SERVICE

**ZOO PARKWAY WIDENING, PHASE 2**

**33**

**Work Summary:**

**From:** DRUMMOND PT

**To:** AUGUST DR



Phase	Fund Source	2011/12	2012/13	2013/14	2014/15	2015/16	Total
ROW	BJP	1,500,000	0	0	0	0	1,500,000
CST	BJP	5,500,000	0	0	0	0	5,500,000
<b>Total</b>		<b>7,000,000</b>	<b>0</b>	<b>0</b>	<b>0</b>	<b>0</b>	<b>7,000,000</b>

**Project Description:** Widen and replace bridges along major roadway facility serving the new JaxPort Container Port facilities.